

Perception Matters, Views Count

Statistical Analysis: Results of the survey by Herefordshire Primary Care Trust and Herefordshire Council on the future of public services in Herefordshire.

Introduction

This report describes part of the findings from the consultation on the future of public services in Herefordshire. It considers the responses to multi-choice questions in the paper and online questionnaires made available to the public from 12th June 2007 to 31st July 2007. These findings will be combined in another report with the free text comments from the questionnaires and the rest of the consultation feedback to provide a complete report.

Please see the full report for a description of the methodology and other information pertinent to the survey.

The questionnaire may be found in the appendix at the end of this report.

Issue 2 – correction to the categories in the gender table to read Male and Female, previously Yes and No.

Results

This report describes the results of the 176 paper questionnaires returned combined with the 19 online responses, making a total of 195 responses.

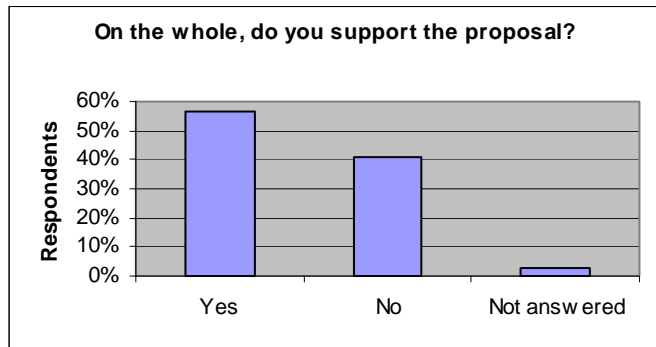
Whilst the report provides an accurate assessment of the views of the respondents, with a survey of this size and nature, it would not be appropriate to make assumptions that the results are necessarily representative of the population as a whole.

Unless otherwise specified, the percentages stated are calculated using the total number of respondents to the survey, i.e. 195.

On the whole, do you support the proposal for the development of future public services in Herefordshire as outlined in this consultation document?

	Number	% Respondents
Yes	110	56%
No	80	41%
Not answered	5	3%
Total	195	

The majority of the respondents (56%) were broadly supportive of the proposal compared with 41% who were not.



Are you providing feedback to this consultation on behalf of an organisation?

	Number	% Respondents
Yes	21	11%
No	155	79%
Not answered	19	10%
Total	195	

A large majority (79%) of respondents were responding as individuals, 11% on behalf of an organisation and 10% did not answer this question.

The organisations on whose behalf feedback was being provided included:

- Aconbury parish council
- Brampton Abbots parish council
- Eardisland Parish Council
- Humber, Ford & Stoke Prior parish council
- Learning disability service
- Monwell surgery, Bromyard
- Ocle Pychard Group parish council
- 3 unspecified Parish councils
- Weston Beggard parish council
- Yarkhill Parish Council

There was little difference in the level of support for the proposal between the people who were responding on their own behalf and those answering on behalf of an organisation.

Are you professionally involved in the issues covered in this consultation?

	Number	% Respondents
Yes	53	27%
No	112	57%
Not answered	30	15%
Total	195	

A little over a quarter of respondents were professionally involved with issues connected with the consultation – around twice as many, 57%, were not. The following tables summarises the nature of the involvement.

	Number	% survey respondents
Not professionally involved	112	57%
Member of Primary Care Trust Staff	14	7%
Member of Herefordshire Council	18	9%
Member of Voluntary (Third) Sector Organisation	8	4%
Other, please specify	7	4%
Not answered	36	18%
Total	195	

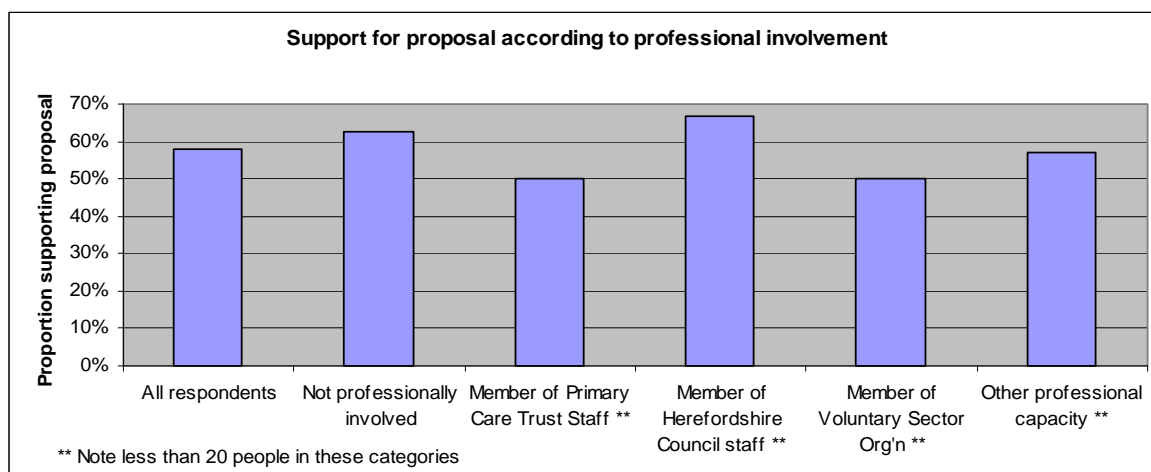
The following voluntary sector organisations were identified by a respondent as the nature of his/her professional involvement:

League of Friends, Aspire choices/living, Cancer Research UK, Clergy and League of friends of Bromyard community hospital.

The other forms of professional involvement specified included: GP (4 times), Head of school (2), Medical, Parish Councillor (4), PFI forum member, employed by PCT, recently retired pharmacist and “represent stakeholders among the elderly and rural population on various organisations”.

The following chart shows that there is some suggestion of variation of support for the proposal according to the professional involvement of the respondent. However, the number of people in each category is small (less than 20) and the evidence for this variation is weak.

67% of the 18 members of Herefordshire Council staff answering the questions support the proposal, a little higher than the 50% of the 14 members of the Primary Care Trust Staff. Clearly, with these small samples no inferences can be made about the level of support for the proposal across the two organisations.



About the Respondents

Gender

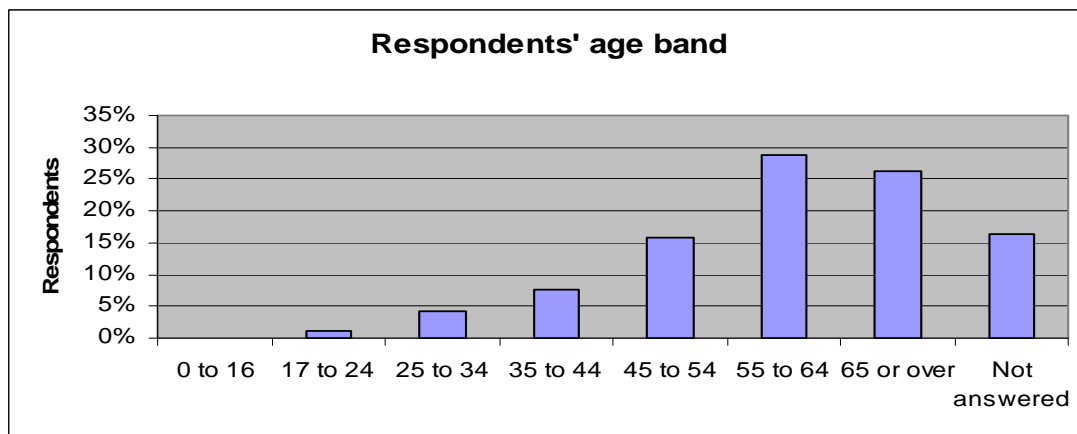
	Number	% Respondents
Male	99	51%
Female	60	31%
Not answered	36	18%
Total	195	

Around half the respondents were male, a little under a third were female and one in 5 chose not to answer this question. There was little difference in the level of support for the proposals between the genders.

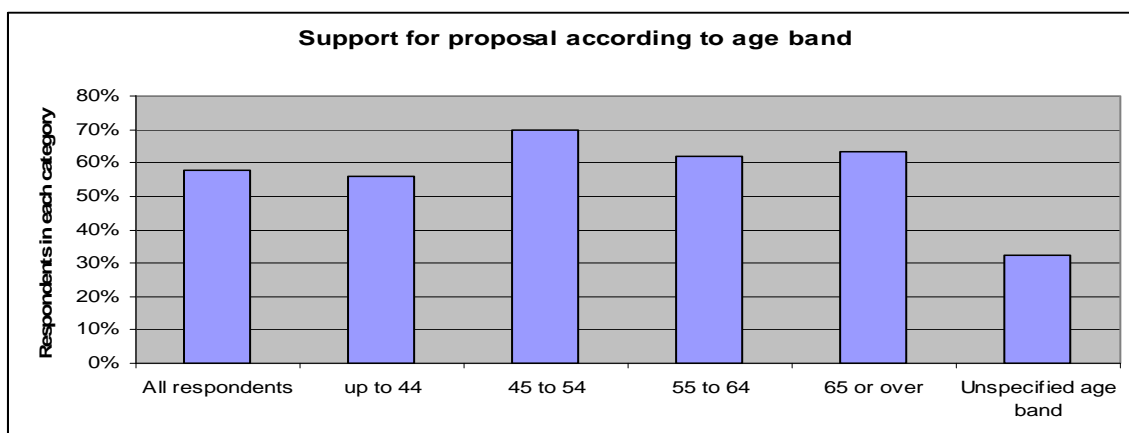
Age-band

	Number	% Respondents
0 to 16	0	0%
17 to 24	2	1%
25 to 34	8	4%
35 to 44	15	8%
45 to 54	31	16%
55 to 64	56	29%
65 or over	51	26%
Not answered	32	16%
Total	195	

The majority, (55%), of respondents were aged 55 years or over. Only 13% were under 45 years of age.



As the chart below shows, there is a suggestion that the level of support for the proposal varies across the age band of the respondents. At 70%, the highest support level is seen with the 30 respondents in the 45 to 54 year band and the lowest, at 56% amongst the 25 respondents under 45.



Do you have a disability, long term illness or health problem (12 months or more) that limits daily activities or the work you can do?

	Number	% Respondents
Yes	29	15%
No	128	66%
Not answered	38	19%
Total	195	

One in 6 respondents had a disability or long term illness. No major difference was seen for the level of support between those with or without a disability or long-term illness.

What is your national identity?

	Number	% Respondents
British	91	47%
Scottish	0	0%
Welsh	7	4%
English	57	29%
Irish	1	1%
Other	1	1%
Not answered	38	19%
Total	195	

Around three quarters of respondents specified British or English as their National Identity and a further one in five chose not to answer this question.

Ethnicity

	Number	% Respondents
White - British	128	66%
Other white background	6	3%
Mixed - British	1	1%
All other backgrounds	1	1%
Not answered	59	30%
Total	195	

Two thirds of respondents considered their ethnicity to be White – British, while 30% elected not to answer this question. 5 of the 6 people indicating other white background stated “English”. The single “Other” background specified was “Jewish”.

*** end of main report ***

Appendix – The Questionnaire

Questionnaire

The proposal is to develop enhanced partnership working arrangements between the Primary Care Trust and the Council in order to improve the way in which local public services are planned, purchased, designed and integrated around the needs and expectations of individual customers and patients, as well as providing better value for money for taxpayers and safeguarding services in Herefordshire for people in Herefordshire.

Q1. On the whole, do you support the proposal for the development of future public services in Herefordshire as outlined in this consultation document?

Yes No

**If your answer is Yes, would you like to comment further:
If your answer is No, could you please say why not:**

Q2. Please describe any other ideas you have for how the Herefordshire Primary Care Trust and Herefordshire Council might better work together to improve public services? Please respond here or attach additional sheet:

About You

Are you providing feedback to this consultation on behalf of an organisation?

Yes No

If Yes, please indicate which organisation

Are you professionally involved in the issues covered in this consultation?

Yes No

If Yes, please indicate in what way

- Member of Primary Care Trust staff Member of Herefordshire Council staff
 Member of a Voluntary (Third) Sector Organisation, please specify in the box below
 Other, please specify

If you are providing feedback as an individual, whether professionally involved or not, please could you answer the following questions. These help us better understand what the survey is telling us about the views across the community.

Your gender:

Male Female

Your age:

- Up to 16 17 to 24 25 to 34 35 to 44
 45 to 54 55 to 64 65 or over

Do you have a disability, long term limiting illness or health problem (12 months or more) that limits daily activities or the work you can do?

Yes No

Your national identity (please tick one box only):

British Scottish Welsh English Irish Other (please specify):

--

Please tick one box only:

WHITE	<input type="checkbox"/> British <input type="checkbox"/> Irish Traveller <input type="checkbox"/> Romany/Gypsy <input type="checkbox"/> Other White background (please write in):
BLACK	<input type="checkbox"/> British <input type="checkbox"/> African <input type="checkbox"/> Caribbean <input type="checkbox"/> Other Black background (please write in):
ASIAN	<input type="checkbox"/> British <input type="checkbox"/> Indian <input type="checkbox"/> Pakistani <input type="checkbox"/> Bangladeshi <input type="checkbox"/> Other Asian background (please write in):
CHINESE	<input type="checkbox"/> British <input type="checkbox"/> Chinese <input type="checkbox"/> Other Chinese background (please write in):
MIXED	<input type="checkbox"/> British <input type="checkbox"/> White & Black African <input type="checkbox"/> White & Black Caribbean <input type="checkbox"/> White & Asian <input type="checkbox"/> White & Chinese <input type="checkbox"/> Other Mixed background (please write in):
OTHER	<input type="checkbox"/> Any other background (please write in):

Thank you for taking the time to complete this questionnaire and letting us know your views. Please return the completed form to:

Consultation
FREEPOST NATW599
PO Box 64
Hereford
HR4 0BR

(there is no stamp needed) or:

Email: consultation@herefordpct.nhs.uk